

Reception Summer Term Newsletter



We are already in the last term of the school year! How quick has this gone! This term is full of enrichment experiences in the curriculum as well as Sports Day and Brook fest! You will also receive your child's first school report!

You have probably noticed we have been working hard to develop the outdoor learning environment. We hope you like the changes! The investment in the new covered area means even the great British weather can't stop us from enjoying the outdoor learning which is so vital to children's development.

As part of our wild Wednesdays programme children will continue to have vital opportunities to climb trees, build dens and explore nature and the fascinating world around them. These exciting opportunities for outdoor play will continue throughout summer term, so please ensure your child has a hat, suitable footwear (no sandals/crocs) and lots of sunscreen applied!



Warmer Weather and Outdoor Learning

During the summer months and warmer weather. Please ensure your child has had sun-cream applied and brings a cap/sun hat as another level of protection.

Forest School

This term we will be enjoying forest school on Friday afternoons!

Summer term 1 will be for RR

Summer term 2 will be for RB.

Children will still have PE on Friday morning, so please ensure their clothing is appropriate for this (no dresses/sandals/crocs please).

Exciting Opportunities

At the end of this first half of summer term we will be learning all about recycling, why it is important and how we can make an impact! To promote this, we will be having a recycling day at the end of the half term where children will be able to come to school dressed up! This could be as simple as wearing pre-loved clothing, dressing up as a refuse collector or as extravagant as creating your very own costume or clothing from recycled materials!

In the second half of summer term, we will be learning all about water, the sea and the seaside, and are pleased to announce we will once again be enjoying a seaside day right here at Brook! We plan to have a traditional Punch and Judy show, sand and water play and of course, fish and chips and ice lollies!




Reading Records

Please ensure that each time you share phonic sounds or share a book with your child, you are adding a comment in their reading record for the class teacher to see. **Reading records should be in school everyday.** Daily reading is essential to support your child's development. Your child should be bringing home their phonics book and a sharing book each week. **Children have library time every Friday where they have opportunity to change their library book.**

Love of Reading

Our focus text this half term is 'Superworm' and next half term will be 'Rainbow fish' We will share this story every week and explore themes around the story during this time. If children have any favourite stories at home around the themes in the Summer Term. We are happy to share them during our story times.



Writing Workshop



After the success of our mathematics workshop last half term, we are excited to be planning a writing workshop for this half term! This will include the opportunity to learn more about how we teach writing skills in school and ideas of how you can support your child further at home. We will send further information in due course.



Transition

We know moving into Year 1 can cause a mixture of excitement and apprehension for both children and parents. However, we create a programme to support your children every step of the way in small stages to allow for them to adjust and be prepared for their next step.

This will include

- Increased whole class teaching
- Attending Golden Book assembly—This will happen every other Wednesday. As a parent you will only need to attend the assembly if your child has received an invitation. The assembly will begin at 3pm and all children will hopefully be dismissed at normal times on these Wednesdays.
- Visits to their new classroom and interactions with new year group teachers.
- A transition/photo booklet
- Stories—with a focus on change and different emotions to support personal, social and emotional development.

What we have been learning in Reception this half term.....

Investigation Stations

Observing the metamorphosis of a caterpillar to a butterfly

Categorising and describing mini beasts

Exploring the life cycles of insects and plants

Identifying what plants need to grow

Materials and their properties: what can be recycled?



Wow words

Habitat, environment, territory

Rot, decay, mould, grow, change, decompose, biodegradable, pollution, recycle

Arthropod, arachnid, mini beast, abdomen, Larvae, pupa, chrysalis, life cycle,

Bulb, carpel, petal, germination, nectar, pollen, seed, stamen, tree, flower, fruit



Home challenge

How many mini beasts can you find in your garden or local park? Name them Write/draw a list.

Plant some sunflower seeds and watch them grow. Who can grow the tallest in your family? Measure your plants. Write a diary about what you see?

Help sort the recycling.

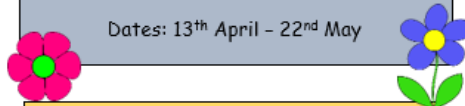
Create something using recycled resources.

This half term we are learning all about living and growing. The children will be exploring the world around them including mini beasts, plants and how to look after our planet.

We will be exploring life cycles and classifying living things. The children will create observational drawings of plants and mini beasts. They will be looking at the different life cycles and how things change over time. Children will have enrichment experiences with caterpillars and frog's spawn. The children will also be exploring what can be recycled and how it can help our planet.

Living and Growing

Dates: 13th April - 22nd May



I can...

- Name and group mini beasts
- Talk about different habitats
- Use vocabulary to describe mini-beasts
- Use vocabulary to describe how plants grow
- Recognise and name the parts of a plant
- Observe how fruit changes over time and talk about it.
- Talk about different seasons and how they change.
- Talk about why recycling is important and how we can help
- Talk about what living things need to live and grow.
- Talk about different habitats
- Tell you why we recycle and what I can recycle.

Questions to Ask



Where can we find mini beasts?
Why do you think we find mini-beasts there?
How do they change as they grow? What is the same? What is different?

What do plants need to grow?
Can you name the parts of a plant?
Why do plants need sunlight?

Why do we need to recycle?
What materials can be recycled?
How do we recycle?



Stories and songs

What the Ladybird Heard
The Very Hungry Caterpillar
The Tiny Seed
The Enormous Turnip
Scarlett Bean
Jack and the Beanstalk

There's a Tiny Caterpillar on a Leaf
There's a Worm at the bottom of my garden

The Great Paper Caper
Topsy and Tim go Green



What we are going to be learning in Reception this half term.....

Investigation Stations

How would you travel on water?

What is a lighthouse? Make a lighthouse - revisiting previous learning of circuits.

Exploring water - What floats? What sinks? How can water change? How does it move?

Investigate the different materials and make a boat/submarine something that floats?

At the beach - places/costumes/activities at the beach - Talk time/past and present.

Who is Grace Darling?

Wow words

Beach, shells, ocean, lighthouse, deck chair, bucket and spade, pier, beach hut, amusements, sand, lifeguard, life-boat, pebbles, ice cream van, sunglasses, rock pools, windbreaker, carousel, donkey, Punch and Judy

Canal, reservoir, lake, stream, river, pond, lake, lighthouse, barge, cruise ship, boat, yacht, rowing boat, oars, dingy, dangerous, locks, gondolier, float and sink, submerge, surface.

Submarine, shipwreck, octopus, crustacean, fish, rockpool, scales, anemone, whale, seal lion, shark, seaweed, seabed, tentacle, treasure, deep, pirate, mast, deck, plank, hoist, sails, climb rigging

I can...

- I can name some of the creatures that live in the ocean.
- I can talk about a holiday experience.
- I can tell you some differences about the seaside from the past and now
- Observe how some objects float in water and others sink and discuss my ideas
- I can write a simple sentence
- I can recall my number bonds to 10.


This half term we are learning all about water and the seaside.

The children will be exploring water, beaches and the ocean. They will be using maps and atlases to find water around the country and world.

Children will be talking about their holidays to the seaside and comparing modern seaside resorts with those in the past. They will learn about significant people from the past. The children will use a variety of media to create water themed pictures including collage and natural materials to explore different techniques. They will have experiences of travelling on water and on a virtual flight and encounter how we travel to different countries.

I do like to be beside the Seaside!

Dates: 2nd June - 17th July



Home challenge

Explore the signs of Summer
Talk to a member of your family about a seaside holiday they had as a child
Talk about a holiday experience.
Design a mode of transport that travels on the ocean/under the ocean.
Explore water - add different things to it - How has it changed? What floats and what sinks?
Make a lighthouse using recycled materials
Find out about different sea creatures, lighthouses, Grace Darling.
Create a poster about what you find out.

Questions to Ask

How do you know it's Summer?
What is water? Why is it important? How does it move?
Describe some creatures that live in the ocean?
How would you travel under the sea? Across the sea?
What is a holiday?
How were holidays to the seaside different in the past?
How do we stay safe at the beach?

Revisit and revise

How does a circuit work?
What do you see on a map? What does it tell us? Where might you see maps?



Stories

Poetry - about water and the seaside

The Lighthouse Keeper's Lunch

The Rainbow Fish

The Fish who could Wish

Tiddler

The Snail and the Whale

The Commotion in the Ocean

What the Ladybird heard on Holiday

Scully the Seahorse

Daisy the Dolphin

Monty the Manatee



Important events coming up... stay tuned for dates

Forest School for RR in the first half term.

Forest School for RB in the second half term.

Sports Day

Loved ones lunches for Fathers Day

School individual Photographs

Brookfest

Recycling Day

Seaside Day

Transition morning—children will visit their new classroom and meet their class teacher. School reports will also be sent out on this day. The Year 1 teacher will be on the reports.